

Biofiltration of Ammonia in Closed Systems

Stefan Richard, Dr. A Darlington & Dr. M. Dixon



Ammonia (NH₃)

Inorganic molecule

Nuisance gas

Odor threshold = 0.043 to 53 ppm

Short-term exposure

(<500 ppm) nasal/pharyngeal irritation

(>500 ppm) irritation to the eyes, skin, nose,
mouth, throat and lungs

Ammonia (NH₃)

Chronic exposure

(40ppm) headaches, nausea and reduced appetite

Acute exposures

(>2500ppm) life threatening

Agriculture

Livestock housing and mushroom farms



Residential dwellings

Americans spend 90% of their time indoors



Industrial settings

NH_3 is one of the most extensively used industrial chemicals in North America¹



¹ WHO,1990. Ammonia Health and Safety Guide. WHO Health and Safety Guide No. 37. World Health Organization, Geneva. Pg.30.

Mining

Shaft blasting using nitrogen-based explosives produces NH_3



Advanced life support systems (ALSS)

SMAC¹ values = 30 ppm/hour
= 20 ppm/day
= 10 ppm/week to 6 months



¹Perry, J.L., NASA technical publication 1998-207978.

Biofiltration vs. ventilation

Ventilation

Not always possible

**Exchange of contaminated indoor air with
“fresh” outdoor air**

**Outdoor air must be conditioned (heat &
humidity)**

Not energy efficient

Biofiltration is proposed as an alternative

Biofiltration of ammonia

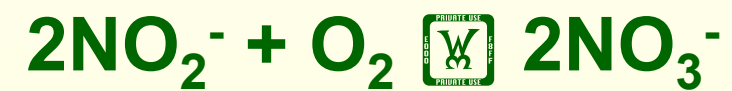
Microbial degradation of ammonia



↓ *Nitrosomonas*



↓ *Nitrobacter*



Plants and ammonia

Phytoremediation

The use of plants to degrade, extract, contain or immobilize contaminants from soil, water or air

Plant-microbe interactions

Symbiotically enhance microbial communities

Mosses

Shade tolerant

Prefer moist conditions

High surface area ($1.6\text{m}^2\text{g}^{-1}$)

Porous

Bioregenerative



Study objective

**Evaluation of plant based biofilters
exposed to NH_3 contaminated air streams
(< 50 ppmv)**

Apparatus

NH₃ Sensor

Pump

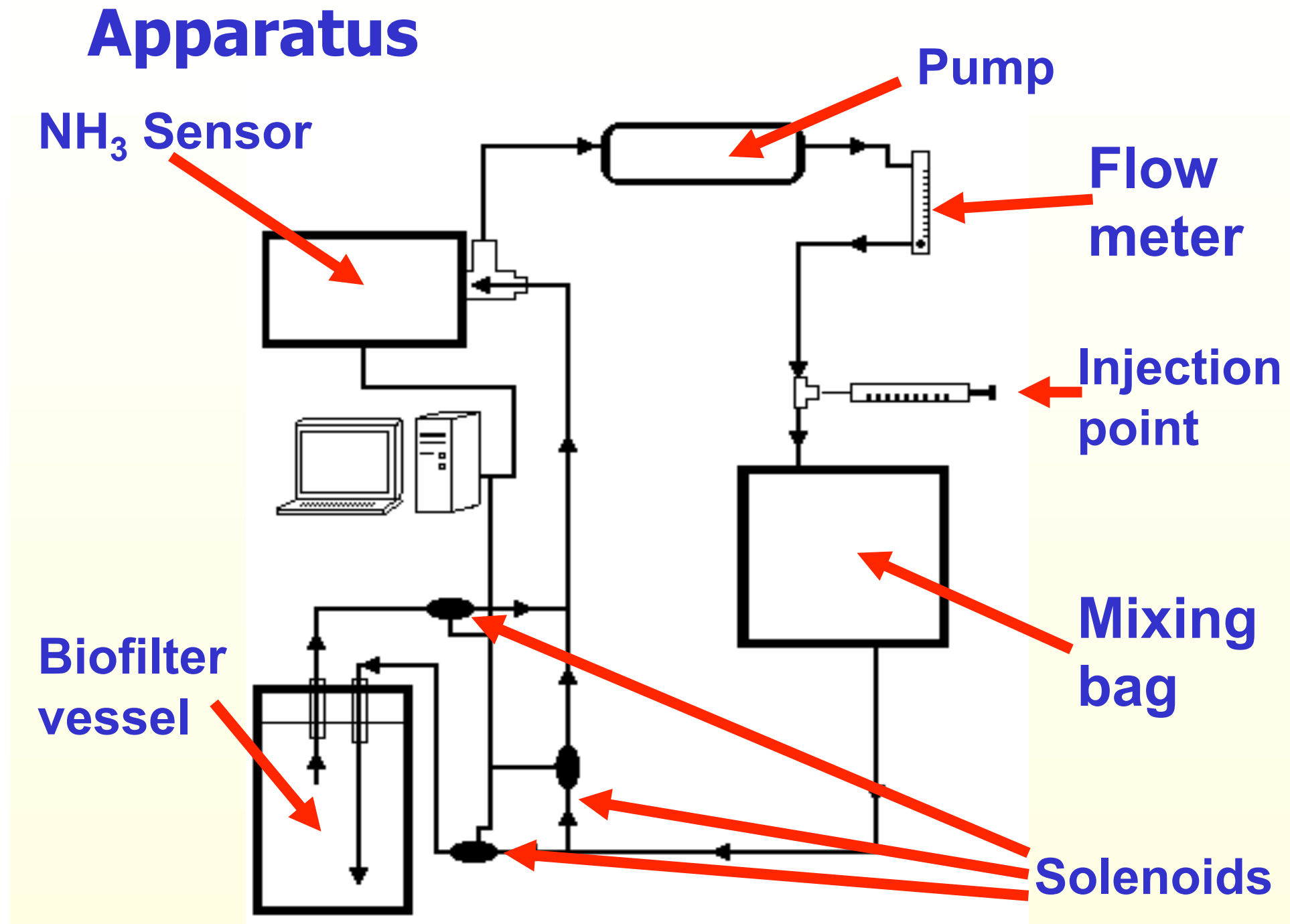
Flow
meter

Injection
point

Mixing
bag

Biofilter
vessel

Solenoids



Variables and calculations

Measurements

Influent (C_i) & effluent (C_e) NH_3
Biomass (fresh and dry)

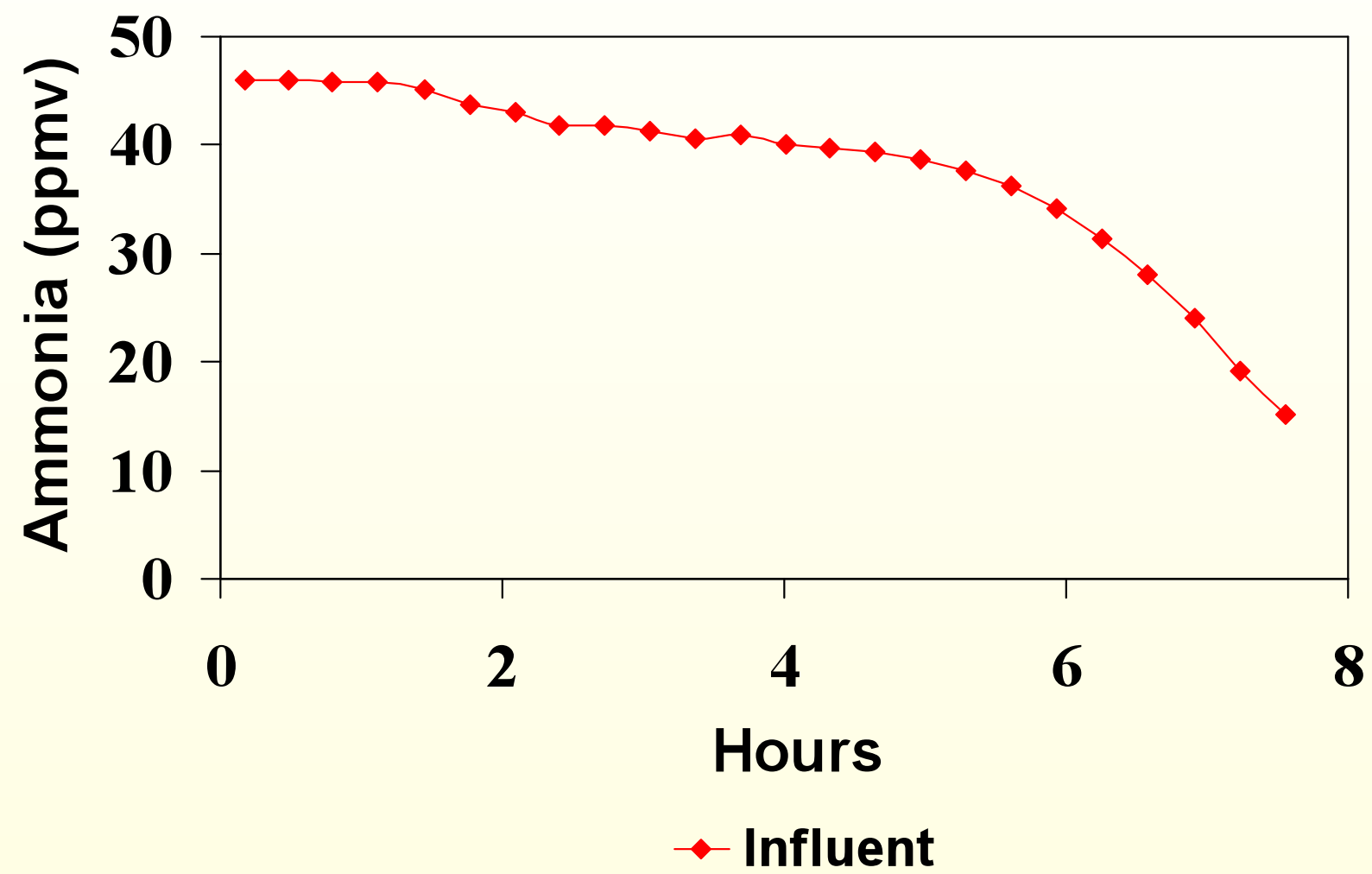
Removal efficiency (RE)

$$\text{RE \%} = (1 - ((C_i - C_e)C_i^{-1})) * 100\%$$

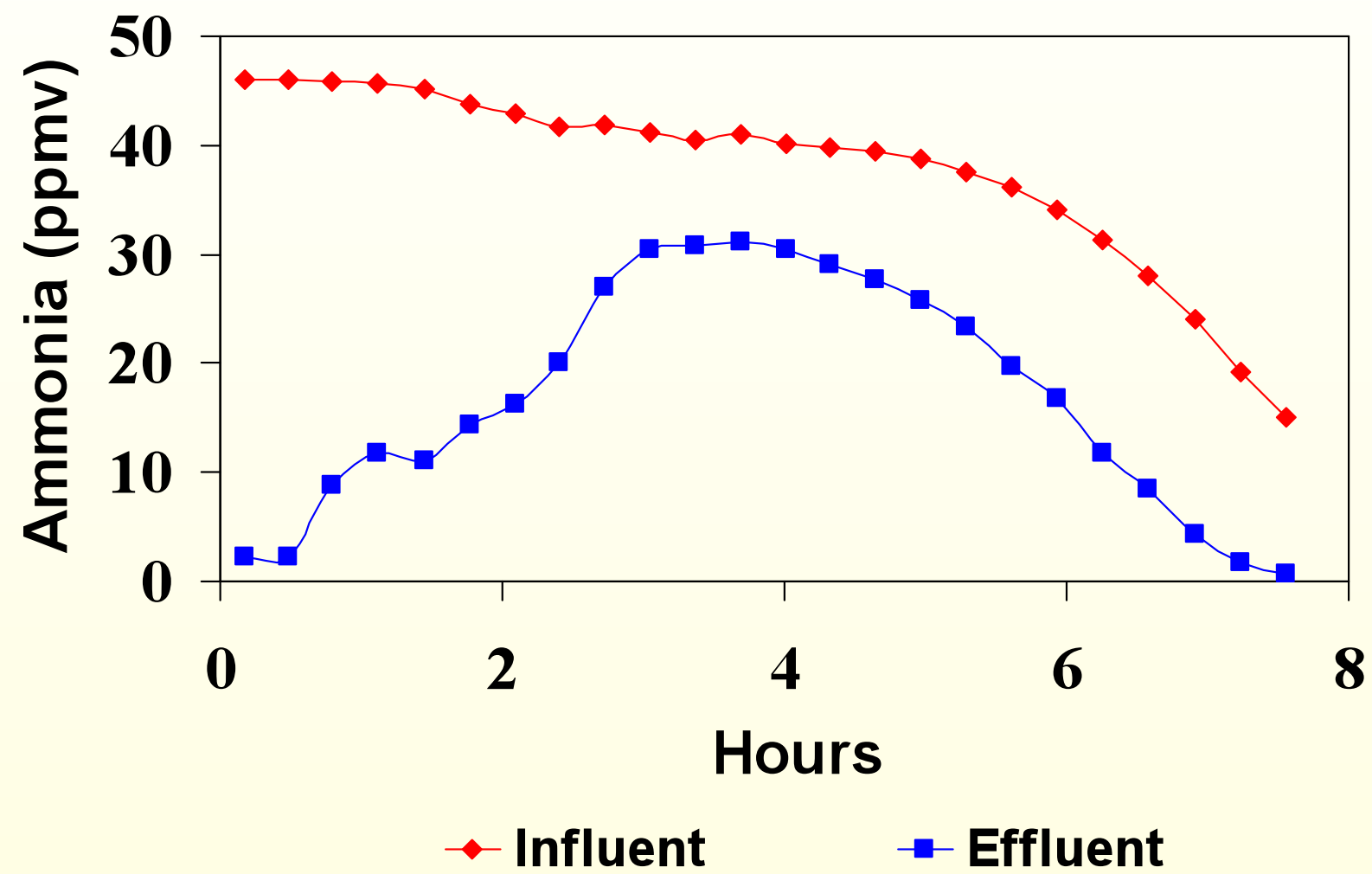
Elimination capacity (EC)

$$\text{EC} = \mu \text{g}_{\text{NH}_3} \text{g}^{-1}_{\text{biofilter}} \text{h}^{-1}$$

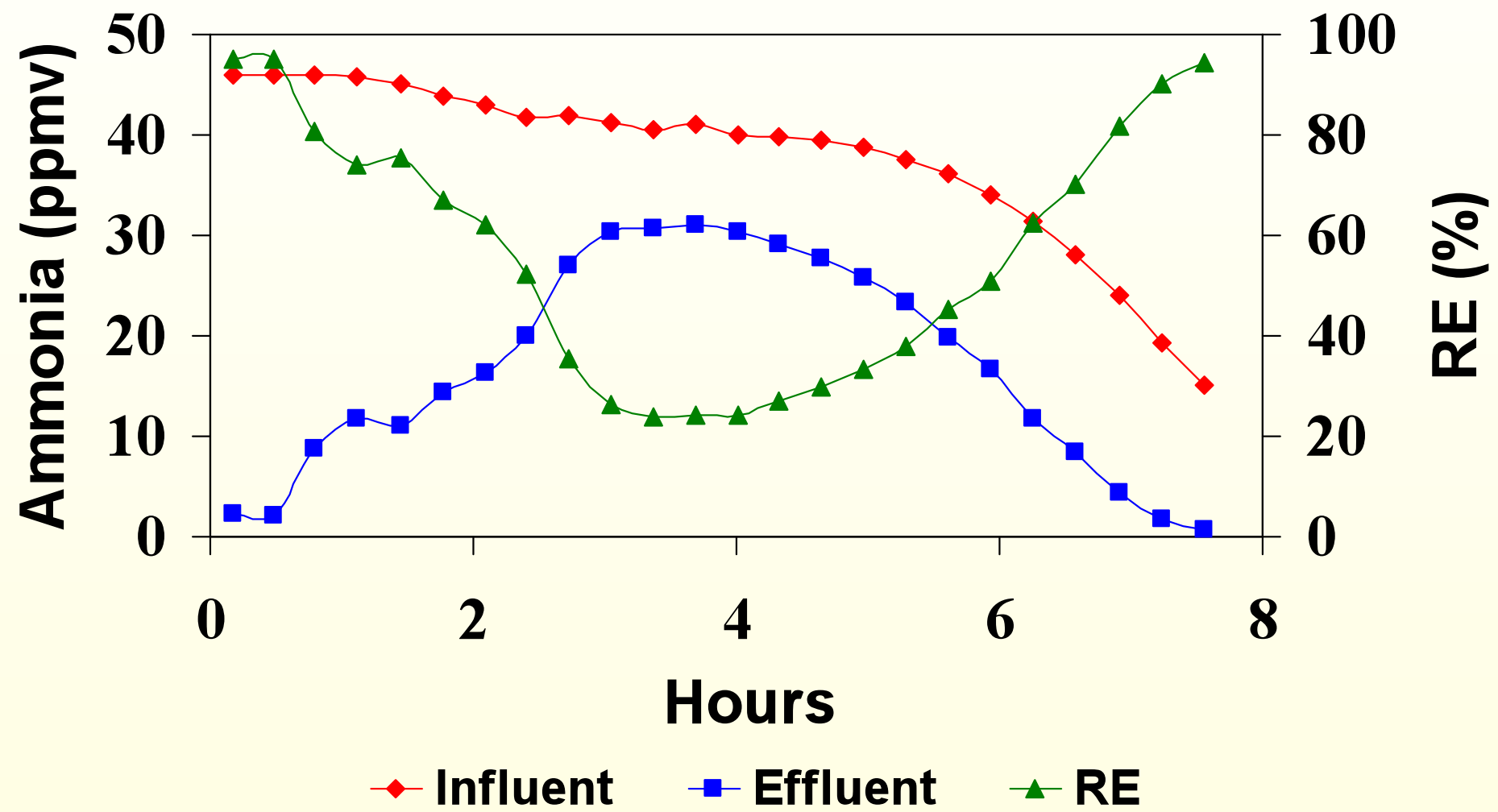
Biofiltration



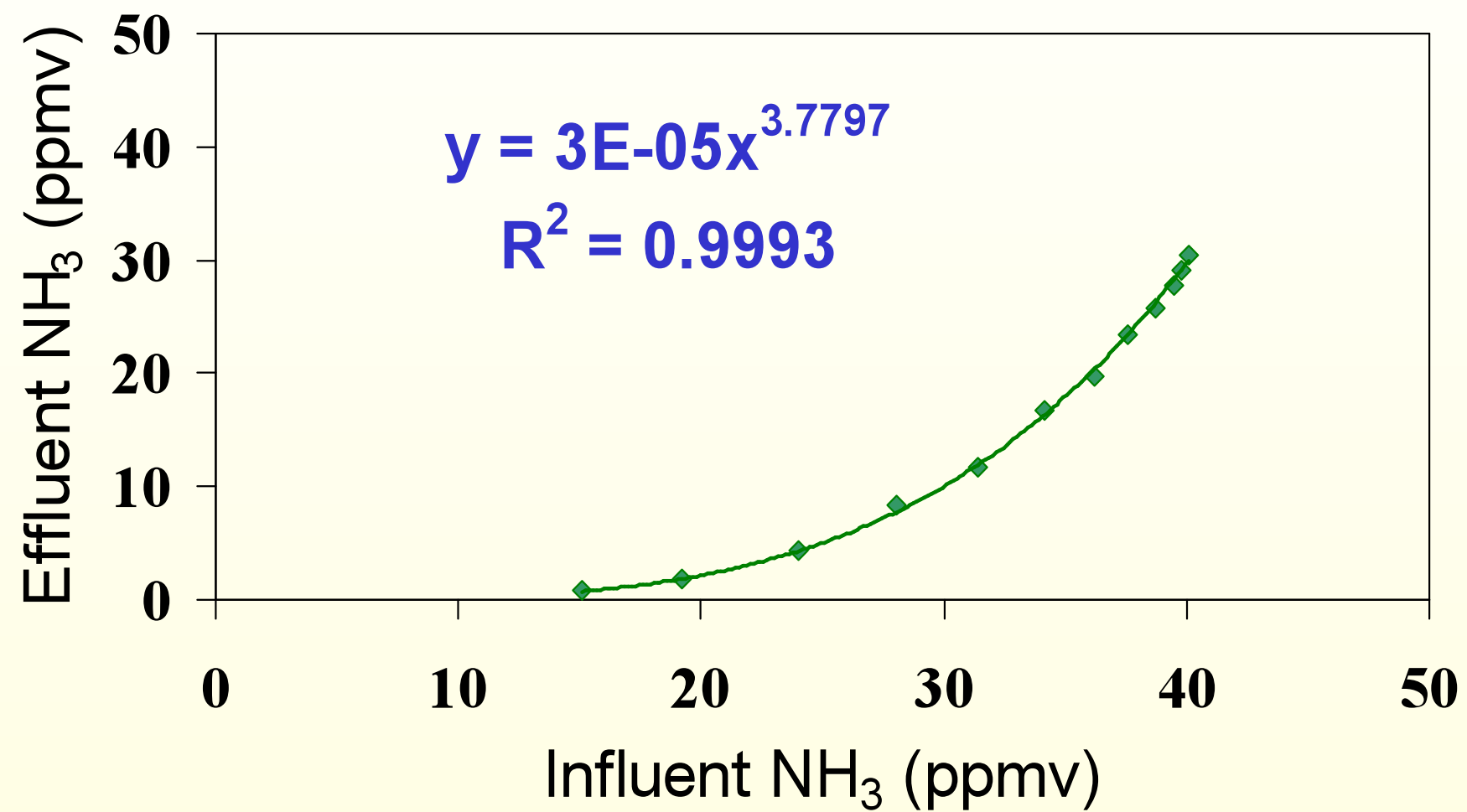
Biofiltration



Biofiltration



Influent/effluent NH₃ post saturation



EC and RE (C_i = 25ppmv)

Elimination capacity (μg_{NH₃}g⁻¹_{biofilter}h⁻¹)	16.7	±3.21
Removal efficiency (%)	55.37	±9.31

Conclusion

- NH_3 accumulations can be problematic in closed environments
- Moss-based biofilters removed NH_3 from air streams contaminated with 50 ppmv or less
- NH_3 adsorption to the biofilter was seen for the first several hours
- Future work – long term studies of biofilters are needed in NH_3 contaminated settings

Acknowledgements

David Llewellyn
Jeff Mallany
Garth Munz
Urbee Shome
Thomas Graham
Jamie Lawson



Clean air

Pollutants
degraded





